



**Cordless  
Circular Saw  
C 3606DA**



**BRUSH  
LESS**  
Brushless Motor

**DEEP  
CUT**  
66mm

**Specifications**

Model		C 3606DA	
Capacity	Blade Dia.	165mm (6-1/2")	
	Max Cut Depth	90°	66mm (2-19/32")
		45°	45mm (1-49/64")
	-5°	57mm (2-1/4")	
Voltage		36V	
No Load Speed	Power Mode	4,300/min	
	Silent Mode	2,000/min	
Overall Length		292mm (11-1/2")	
Weight*1		3.4kg (7.5lbs.) with BSL 36A18	
Standard Accessories*2		2 Batteries (BSL 36A18), Charger (UC 18YSL3), Blade, Wrenches, Guide*3, Battery Cover, Carrying Case	

\*1 Weight according to EPTA-Procedure 01/2003.  
\*2 The included batteries and charger vary by country or area.  
\*3 For EU only.

**MV** The MULTI VOLT Series  
MULTI VOLT



Cordless  
Driver Drill  
DS 36DA



Cordless  
Impact Driver Drill  
DV 36DA



Cordless  
Impact Driver  
WH 36DB



Cordless  
Rotary Hammers  
DH 36DPA  
DH 36DPB  
DH 36DPC  
DH 36DPD



Cordless  
Disc Grinders  
G 3613DA  
G 3613DB  
G 3612DA  
G 3610DA  
G 3610DB

**Cordless Circular Saw**

**36V-2.5Ah C 3606DA**



**MV**  
**MULTI VOLT**  
AC POWER. DC FREEDOM.



**Hitachi Koki Co., Ltd.**

[www.hitachi-koki.com](http://www.hitachi-koki.com)

Distributed by:



**MV**  
**MULTI VOLT**  
AC POWER. DC FREEDOM.





**MV**  
**MULTI VOLT**  
 AC POWER. DC FREEDOM.

**DEEP CUT**  
**66mm**


**Max Cutting Depth of 66mm**

**BRUSHLESS**  
 Motor

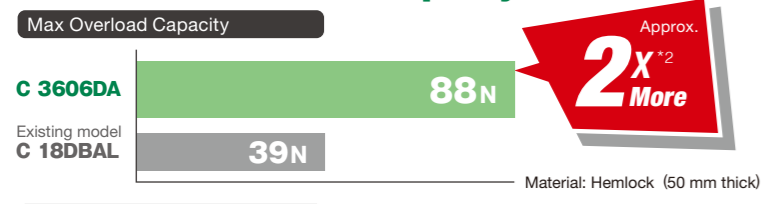
**C 3606DA**  
**Cordless Circular Saw**

**Best in class<sup>1</sup>**  
**Cutting Performance**

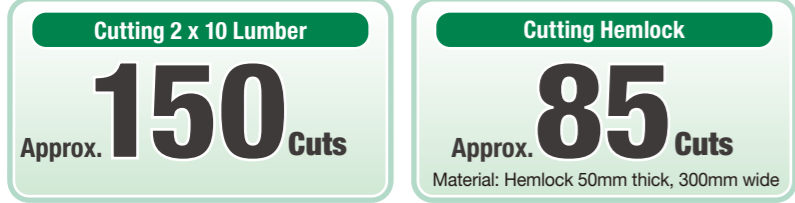
**Best in class<sup>1</sup> Cutting Speed**



**Best in class<sup>1</sup> Overload Capacity**



Runtime per Charge<sup>\*3</sup> (When using BSL 36A18)



- Cutting Depth Adjustment System
- Parallellism Adjustment System
- High-intensity LED
- Blower Function
- 5° Bevel Setting
- Backward Saw Dust Exhaust (connectable to a dust extractor)
- Soft Start
- Fluorine Plate


**Lightweight and Compact for Easier Handling**

Designed with the center of gravity close to the handle, the circular saw offers superior maneuverability and greatly reduces user fatigue.

**292mm Overall Length**

**3.4kg Light Weight**

**188mm Overall Width**



**Flat Motor Housing!**

**Quick and Easy Blade Change**

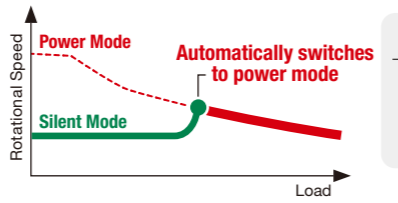
The flat motor housing design with soft material on the surface provides the circular saw with stability when it's laid on its side. This makes blade change easier and also prevents the workpiece from being scratched.



**Silent Mode**

**Ideal for applications in noise-sensitive areas, such as renovation and interior work.**

The Silent Mode improves motor efficiency, while lowering the noise. The operation mode automatically switches to the Power Mode when the motor load increases, enabling smooth cutting according to cutting conditions.



**Noise Level**

**Reduced by approx. 5dB**  
 (in comparison with power mode)

**Overload Protection**

Monitors changes in the motor's rotation speed and stops the motor the instant it detects a sudden drop in speed due to the saw blade becoming bound, etc.

Depending on operating conditions, Overload Protection may not work or may not provide the specified performance. Make sure that the work piece is placed and supported properly, and that the main unit is held firmly during cutting. Additionally, carefully read "CORDLESS CIRCULAR SAW SAFETY WARNINGS" in the instruction manual.

<sup>\*1</sup>: As of December 2017. Among 165mm cordless circular saws made by leading power tool manufacturers. (Surveyed by Hitachi Koki).  
<sup>\*2</sup>: In comparison with the Existing model C 18DBAL. The value varies according to the workpiece material and operating conditions.  
<sup>\*3</sup>: The runtimes are for reference purposes. They may vary according to the workpiece material and operating conditions.

**MV**  
**MULTI VOLT**  
 AC POWER. DC FREEDOM.

**1,080W**  
**High Power Output**

The MULTI VOLT battery, paired with MULTI VOLT 36V tools, offers unprecedented cordless power over 1,000W with its size and weight.

**Compact & Lightweight**

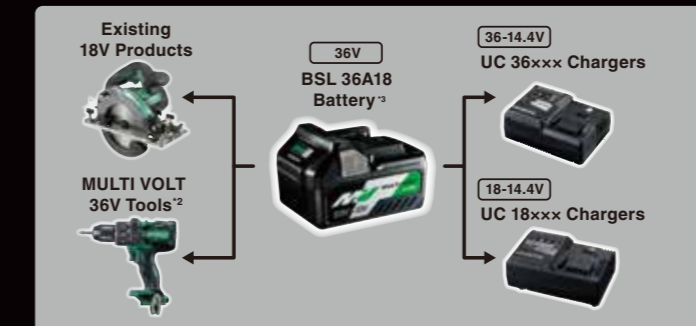
The MULTI VOLT battery has almost the same size and weight of a 18V battery (BSL 1850/BSL 1860), and produces the power of a 36V.

**Same Size**



**Automatic Voltage Change between 36V and 18V**

The MULTI VOLT battery is designed for full compatibility with the current 18V slide range, and automatically changes between 2 voltages, 36V<sup>\*1</sup> 2.5Ah and 18V 5.0Ah, according to the tool used.



**Remaining Battery Indicator**



Displays the charging state in four stages.

**BSL 36A18 MULTI VOLT Battery**

Voltage& Capacity	36V-2.5Ah / 18V-5.0Ah	
Cooling System	Yes	
Dimensions	116 x 69 x 76 mm (4-9/16" x 2-23/32" x 2-63/64")	
Charging Time	Approx. 32 min. <sup>*4</sup> (when using the UC 18YSL3)	
Compatible Products	18V	All existing 18V slide-type tools
	36V	MULTI VOLT 36V tools
Compatible Chargers	All chargers compatible with slide-type Lithium-ion batteries	

<sup>\*1</sup>: Compatible with MULTI VOLT 36V tools only.  
<sup>\*2</sup>: Not compatible with the following existing batteries: BSL 3620/3625/3626/3660, BSL 18xx and BSL 14xx series.  
<sup>\*3</sup>: Not compatible with the existing 36V products that are compatible with BSL 3620, BSL 3625, BSL 3626 or BSL 3660.  
<sup>\*4</sup>: The actual charging time can be longer depending on the surrounding temperature and battery condition.